

BOAT LIFT

HANDLING AND LIFTING SYSTEMS

Via Alba-Narzole, 19
Diano d'Alba (CN) - 12055

www.boatlift.it
info@boatlift.it
+39 (0)173 500357



Boat hoists



MAIN FEATURES

- Custom dimensions
- Electronic steering for increased manoeuvrability
- Radio remote control with LCD colour display
- Weight reading system
- Synchronized independent winches
 - Load balancing 60% / 40%
- Double proportional lifting and motion speed
- Anti-corrosion painting
- Remote assistance in real time

OPTIONAL

- U-shaped forward beam
- Mechanical trunnion pin
- Auxiliary jib crane
- Driver cabin
- LED night working lights

Discover the
electric version



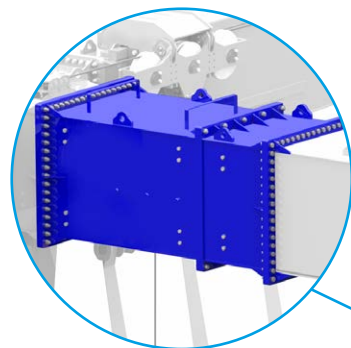
Discover the
expandable version

BL25-60

BL75-110


BL140-430

BL440-1200



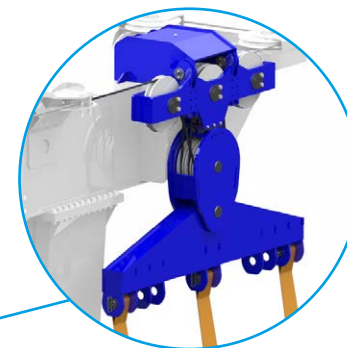
Trunnion pin

Mechanical trunnion pin is placed inside the crossbeam providing articulated movement of travel lift frame, reducing stress when working on rough surfaces or uneven terrain.



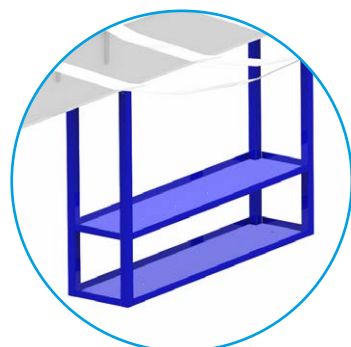
Independent winches

Travel lift is equipped with independent winches, one for each lifting point, electronically synchronized via encoder for balanced load control during lifting and descending operations. The operator can safely control winch movement by radio remote control.




Lifting blocks

The position of lifting blocks may be adjusted through radio control, obtaining a variable distance between the slings and allowing the handling of a wide range of boats. The lifting slings are secured to the blocks by quick release pins.



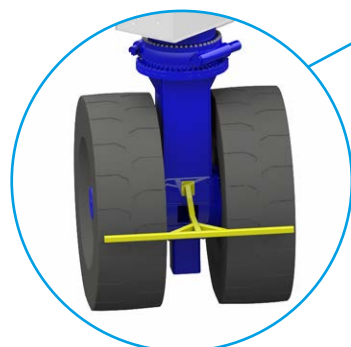
Storage compartment

Accessible at eye level, the storage compartment allows stocking of slings and lifting accessories, effectively exploiting all available spaces.



Engine compartment

The engine and hydraulic control compartment is located on the side of the machine and is protected by sound-proof lockable aluminium doors. The electrical board with alarm operating state lights is protected by a double door for high-level protection.



Steering

The innovative electronic steering system features steering on all wheels, for simple and effective maneuvers. Management of different steering modes allows to control the travel lift precisely and intuitively in all conditions.



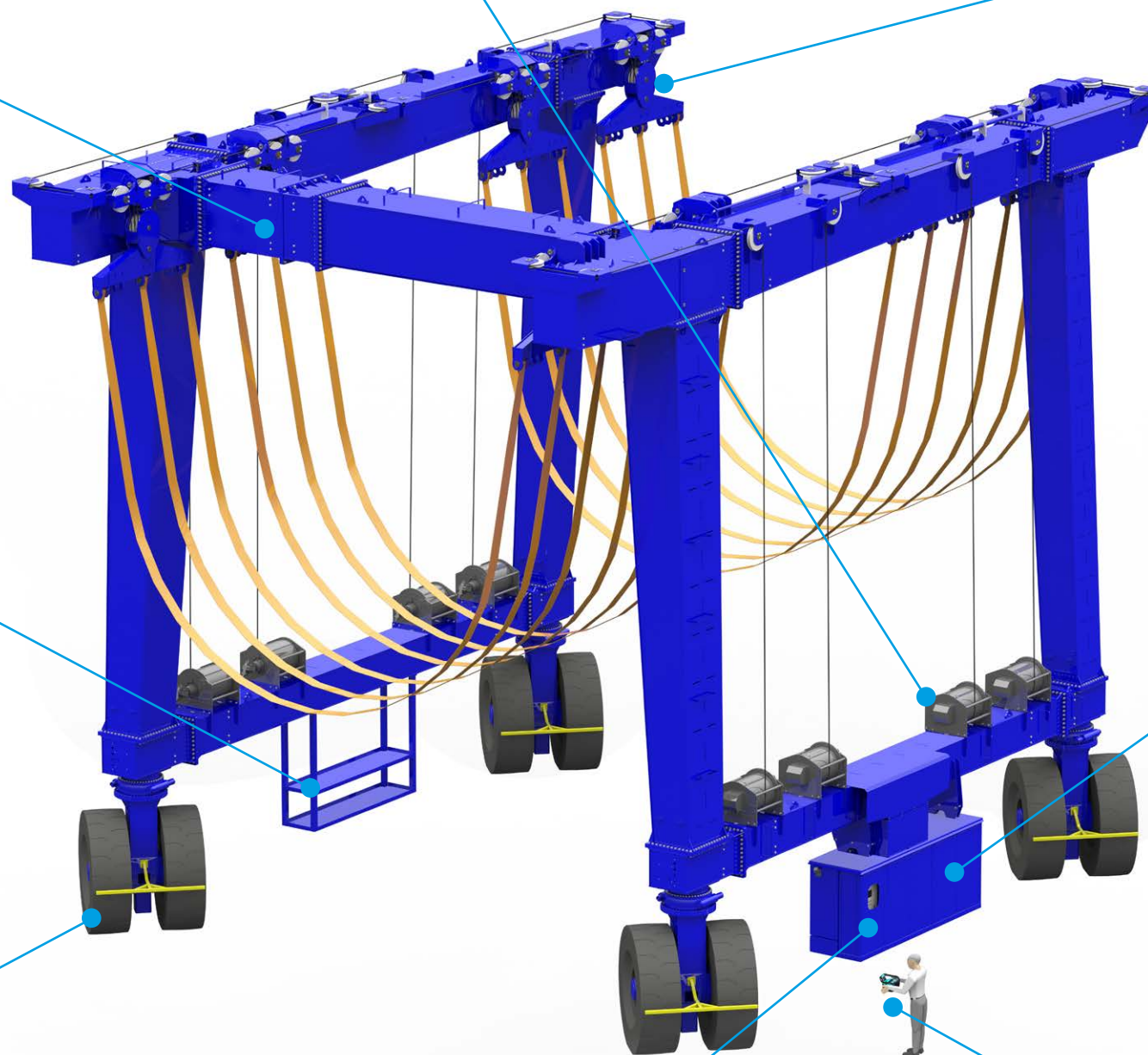
Remote assistance

The router and the M2M SIM card installed inside the electrical board allow to remotely monitor machine operating parameters, perform troubleshooting activities and directly take action in case of faults for a quick problem resolution.



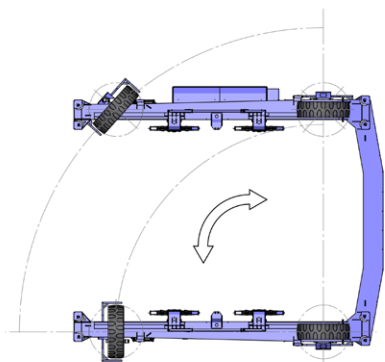
Remote control

All the movements of the travel lift are managed by remote control with proportional controllers, allowing simple and safe movements and maximum visibility during use. Colour display shows operating status of the machine and the lifted weight.

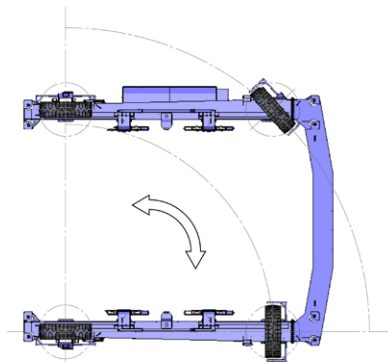


STEERING

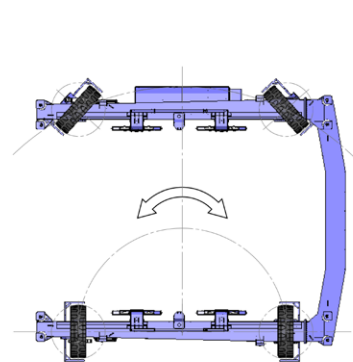
Front-wheels steering



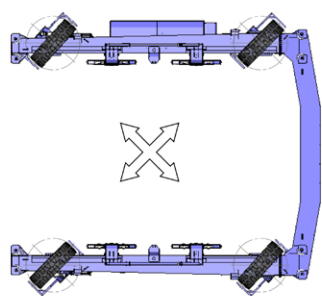
Rear-wheels steering



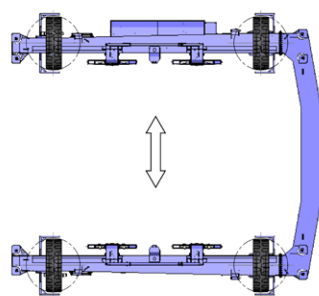
All steering



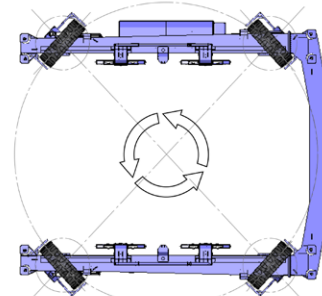
Diagonal march



Crab steering



Concentric steering



DSC STEERING SYSTEM

DSC "Dynamic Steering Control" allows to maximize trailer performances, ensuring optimal manoeuvrability in any condition. Thanks to electronic management of directional control, it is possible to move the rotation centre between the machine axes, obtaining variable steering angle in function of available spaces and obstacles.

A precise control of steering functionalities results in increased ease of use, number of manoeuvres reduction and spaces optimization, as well as a more profitable management of boat storage spaces.